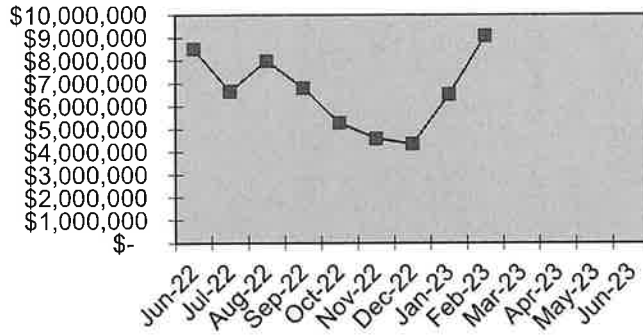


River Valley School District Board Financial Report February 2023

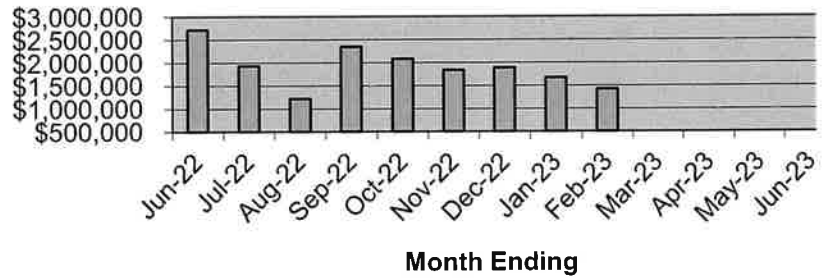
February-23

Month End Cash Balance	
	Actual
Jun-22	\$ 8,508,305
Jul-22	\$ 6,654,191
Aug-22	\$ 7,981,720
Sep-22	\$ 6,790,079
Oct-22	\$ 5,262,230
Nov-22	\$ 4,575,311
Dec-22	\$ 4,335,423
Jan-23	\$ 6,508,540
Feb-23	\$ 9,067,888
Mar-23	
Apr-23	
May-23	
Jun-23	
Checks	
	\$ Amount
Jun-22	\$ 2,719,282
Jul-22	\$ 1,939,133
Aug-22	\$ 1,219,372
Sep-22	\$ 2,356,330
Oct-22	\$ 2,084,509
Nov-22	\$ 1,840,426
Dec-22	\$ 1,889,751
Jan-23	\$ 1,681,229
Feb-23	\$ 1,428,081
Mar-23	
Apr-23	
May-23	
Jun-23	
Revenues	
	\$ Amount
Jun-22	\$ 2,197,060
Jul-22	\$ 224,981
Aug-22	\$ 3,024,311
Sep-22	\$ 1,048,562
Oct-22	\$ 113,308
Nov-22	\$ 109,683
Dec-22	\$ 1,675,449
Jan-23	\$ 3,710,209
Feb-23	\$ 4,033,019
Mar-23	
Apr-23	
May-23	
Jun-23	

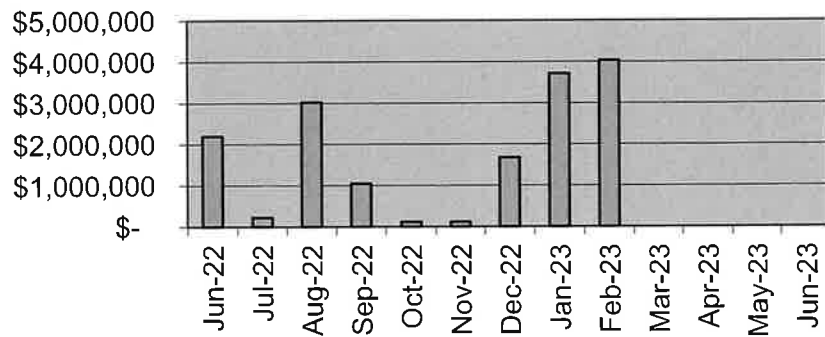
Actual Cash Balance



Check Disbursements



Revenues



February 2023

The Peoples Community Bank

Beginning Balance	\$	3,003,283.42
ADD: Total Credits	\$	3,726,216.60
LESS: Total Debits	\$	1,486,219.20
	\$	<u>5,243,280.82</u>

Local Government Investment Pool

#1 (general account)	\$	3,824,607.56
#2 (fund 49 - building fund)	\$	677,461.72
#3 (fund 39 - debt service)	\$	-
#4 (Misc. Project)	\$	-
Subtotal	\$	<u>4,502,069.28</u>
<u>LESS: Short term loan</u>	\$	<u>-</u>
Ending Balance		<u>\$9,745,350.10</u>